

Basic Aviation Risk Standard Animal Management





Purpose

Aerial control of animals (Animal Management) incorporates the use of aircraft to locate, direct, concentrate and/or shoot (culling or darting) animals while flying below 500 feet above ground level. It is used to complement traditional animal management techniques using vehicles, horses and motorcycles.

For the purpose of this Standard, animal management means activities related to the aerial supervision and control of animals that are controlled by helicopter or fixed wing aircraft and include:

- | | |
|-----------------------------|---|
| (1) Aerial stock mustering; | (5) Animal netting; |
| (2) Aerial stock spotting; | (6) Animal counting; |
| (3) Animal culling; | (7) Anti-poaching and tracking activities; and |
| (4) Animal darting; | (8) Flying training to carry out such activities. |

The advantages of using aviation capabilities are realized through safety of minimizing personnel on the ground, cost effectiveness and overall efficiency of the operation. Notwithstanding, industry accident rates have provided recognition that operating aircraft to the edges of their performance envelope in the low-level environment present additional risks to standard aviation practices

Additional controls over and above regulatory minimums and specific to this flight regime are required to manage this risk.

This Standard provides companies with minimum requirements for contracted aerial animal management activities and is designed to encourage a risk-based approach to manage the activity.

All national and international regulations pertaining to aviation operations must be followed.

This Standard is designed to supplement those requirements.

Document Structure

The Standard is presented in a risk-based format to emphasize the relationship between threats to aerial animal management operations, associated controls and applicable recovery/mitigation measures as presented in Figure 1.

The format is intended to assist all personnel engaged in conducting or coordinating aviation activities to control animals to manage and understand the aviation risk to their operation.

All companies and aircraft operators are encouraged to further risk assess all controls to the level of detail they consider necessary for their individual operations.

Aircraft Operator Review

This Standard is designed to be used as a primary reference for the review and approval of aircraft operators supporting companies involved in contracted animal management activities. Aircraft operators will be audited to the BARS Question Master List with questions drawn from this Standard.

Variations

Any variation to this Standard is at the discretion of each company. It is recommended that each variation be assessed to demonstrate that the risks associated with the variation are tolerable and justify safe continuation of operations.

Key Definitions

Company

Refers to the individual entity using this Standard to support their aviation operations.

Operator

Refers to an aircraft operating company used to provide aviation services.

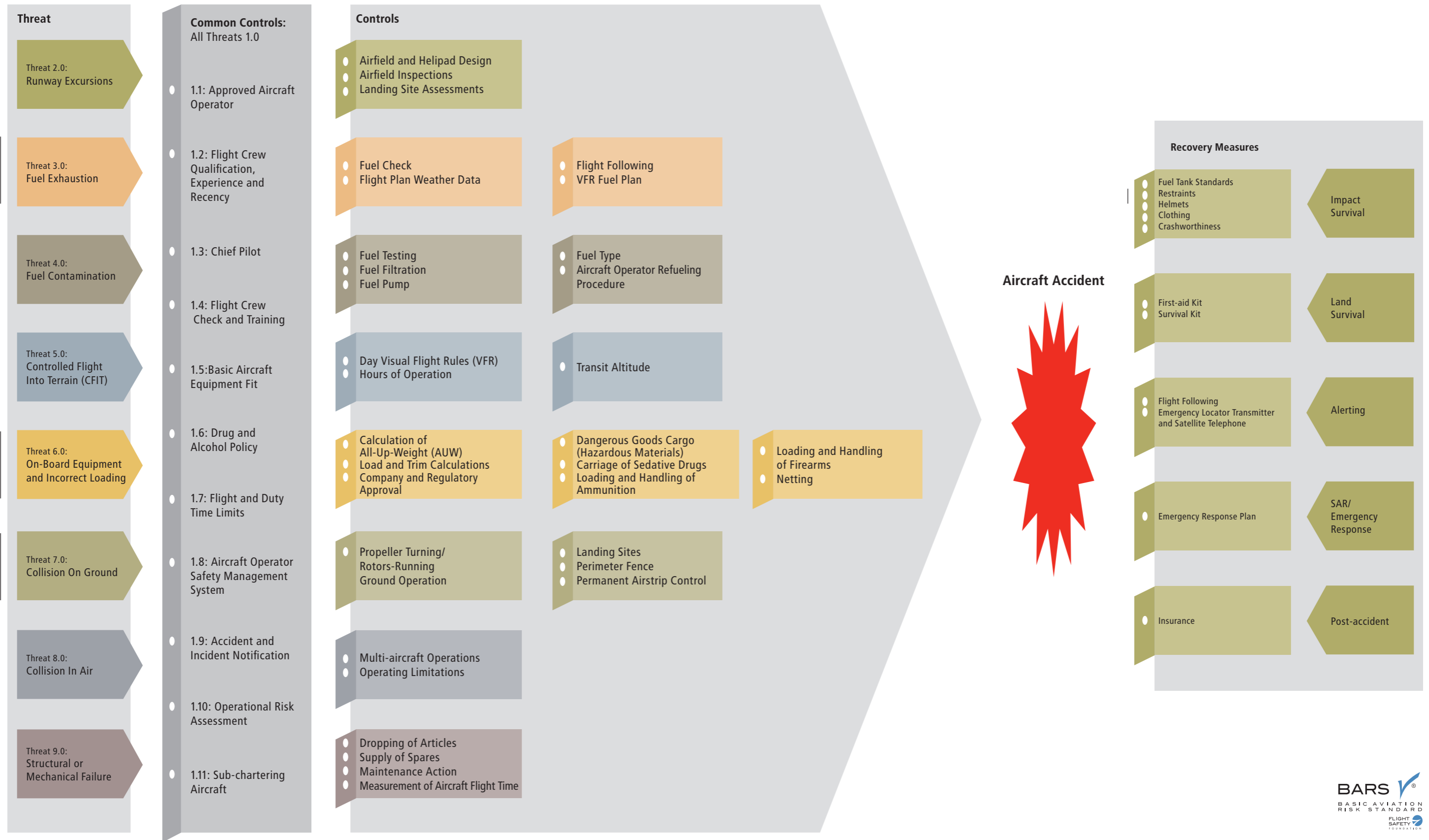
Competent Aviation Specialist

A company designated aviation advisor or Flight Safety Foundation BARS Accredited Auditor.

Contents

All Threats 1.0: Common Controls	6	Threat 7.0: Collision on Ground	13
Threat 2.0: Runway Excursions	8	Threat 8.0: Collision in Air	14
Threat 3.0: Fuel Exhaustion	9	Threat 9.0: Structural or Mechanical Failure	15
Threat 4.0: Fuel Contamination	10	Defences 10.0: Aircraft Accident	16
Threat 5.0: Controlled Flight Into Terrain (CFIT)	11	Appendix 1: Operational Risk Assessment (ORA)	18
Threat 6.0: On-Board Equipment and Incorrect Loading	12	Appendix 2: Operational Briefings	19

Figure 1: BARS Bow Tie Risk Model – Schematic of Aviation Risk Management Controls and Recovery Measures for Animal Management.



All Threats 1.0: Common Controls

Common controls that apply to all threats outlined in this Standard

Common Control 1.1: Approved Aircraft Operator

Use only licensed aircraft operators with a current Air Operators Certificate (AOC) and who have been approved for use by company established process. Aerial animal management is not to be conducted under the Private Operations category. Aerial animal management operations should normally be conducted as single pilot operations, but other personnel who are essential to the activity (shooter, spotter, veterinary staff), may be carried in the aircraft. Passengers are not to be carried during operations.

Operational briefings must be conducted with all applicable staff involved in the operation. See Appendix 2 for minimum briefing content.

Common Control 1.2: Flight Crew Qualifications, Experience and Recency

Flight crew engaged in aerial animal management operations must have:

- A current and valid Commercial pilots licence;
- A valid mustering endorsement (or endorsement as appropriate for other animal management categories) for the category of aircraft used;
- 2000 hours total time*, 1500 hours Command time;
- 500 hours Command time low level operations ;
- 500 hours Command time on aircraft type*;
- 50 hours in preceding 90 days, 10 on the aircraft type. Or completion of a Proficiency Check on the aircraft type;
- Three years' ground-based cattle/game experience as a ringer or station hand; or for game mustering, relevant training in the management of game animals; and
- For aerial mustering; two seasons' previous aerial mustering experience as a pilot.

* Hours requirement maybe approved by Head of Flight Operations if prior agreement obtained from client.

Common Control 1.3: Chief Pilot

The Chief Pilot overseeing flight operations must be able to demonstrate:

- A minimum of two years in an aviation operations supervisory capacity, including oversight and coordination of multiple aircraft engaged in a single aerial animal management operation;

- The knowledge and a process to apply fatigue risk management principles towards assigning flight crew to any particular animal management activity; and
- Having read and understood all requirements of this Standard and a process in place to ensure all contracted flight crew know and understand contracted expectation.

Common Control 1.4: Flight Crew Check and Training

Flight crew must receive annual training to the standards of the responsible regulatory authority and one flight check annually that at minimum includes:

- Low-level engine-out procedures (FW & RW);
- Simulated limited power and down-wind operations (RW);
- Operations in the avoid area of the H/V curve (RW);
- LTE and VRS avoidance and recovery (RW);
- Confined landing and refueling operations (RW); and
- Aircraft stall recovery procedures (FW).

Flight crew must have training for assessing the task of operating in close proximity to wildlife and the environment.

Common Control 1.5: Basic Aircraft Equipment Fit

Aircraft basic equipment fit must at a minimum include:

- A serviceable radio with compatible channels to all station/ ground vehicles and ground personnel. Actions in the event of radio failure must be briefed as part of the pre-start Operational Risk Assessment. The radio must be panel mounted with an aviation design authority approval and usable through the pilot's helmet boom microphone;
- 406MHz TSO C126 Emergency Locator Transmitter (ELT). See also Defence 10.9;
- Satellite flight following system; See Defence 10.8;
- Upper Torso Restraint. See also Defence 10.2;
- Clear and unscratched canopies and transparencies;
- Approved Flight Manual Supplements where operations with door(s) removed are to be undertaken; and
- Means of dipping fuel tanks (or other acceptable means other than fuel gauge) to verify fuel quantity during partial fuel load operations (see Control 3.1).

Common Control 1.6: Drug and Alcohol Policy

The aircraft operator must have a Drug and Alcohol Policy which meets all requirements of the responsible regulatory authority. Where no such regulatory requirements exist the operator must at a minimum meet the requirements of the contracting company.

Common Control 1.7: Flight and Duty Time Limits

Follow all aspects associated with local regulatory guidance specific to flight and duty time limitations for aerial animal management operations,

Consistent with the provisions of regulatory requirements, the aircraft operator must be able to demonstrate their process for ensuring a pilot's additional flight and duty time on flight activities not associated with animal management is tracked in accordance with standard flight and duty time regulations.

Common Control 1.8: Aircraft Operator Safety Management System

All aircraft operators must have a Safety Management System (SMS) that is fully integrated throughout and across each part of the organization and is appropriate for the size and complexity of operation.

Common Control 1.9: Accident and Incident Notification

As part of their SMS, the aircraft operator must advise the nominated point-of-contact within the contracting company of any incident, accident or non-standard occurrence related to the services provided to the company that has, or potentially has, disrupted operations or jeopardized safety. This must be conducted verbally within 24 hours of the event occurring.

Common Control 1.10: Operational Risk Assessment

Aircraft operators must conduct a risk assessment, including mitigation controls, before commencing operations for any new or existing aviation activity and make this available to the contracting company. At a minimum the topics listed in Appendix 1 must be covered. One risk assessment for a complete operation is the minimum requirement, unless there are any major changes to the conduct or planning of the operation in which case a revalidation of the existing risk assessment is to be carried out.

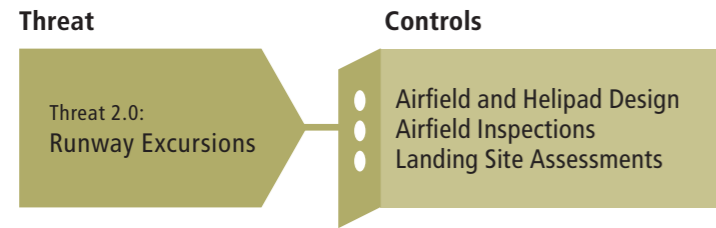
Common Control 1.11: Sub-chartering Aircraft

Sub-chartering (cross-hiring) by the aircraft operator must not be undertaken without approval of the contracting company.



Threat 2.0: Runway Excursions

An aircraft experiences loss of control during takeoff or on landing and results in an accident



Control 2.1: Airfield and Helipad Design

BARS Implementation Guidelines (BIG) Section 4 provides additional guidance for short-term or emergency use airfields whilst Section 5 provides additional guidance for helipad standards. Airfield and helipad designers could reference ICAO Annex 14 or local regulatory guidance for design purposes.

Where doubt exists in the design capability required, aviation specialist advice should be sought.

Control 2.2: Airfield Inspections

Long-term airfields and helipads used must be covered by a system of inspection and preventative maintenance.

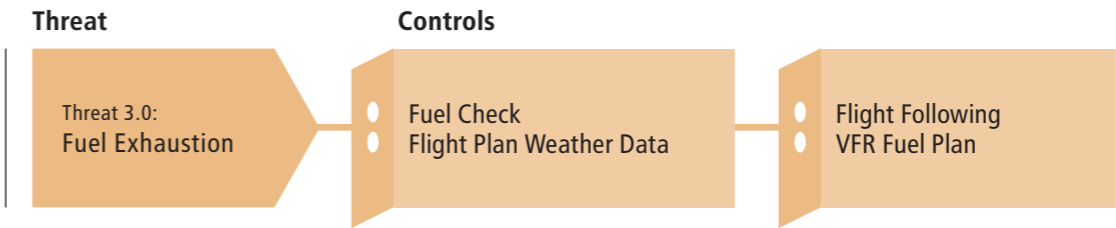
Control 2.3: Landing Site Assessments

Aircraft operators must conduct landing site assessments prior to commencing operations ensuring the site is large enough to accommodate the planned aircraft type. Incorporate the results into the operational risk assessment (Controls 1.10 and 7.2).



Threat 3.0: Fuel Exhaustion

An aircraft conducts a forced landing as a result of fuel exhaustion and results in an accident



Control 3.1: Fuel Check

The aircraft operator must have procedures in place that require the Pilot to ensure the required amount of fuel is on board the aircraft prior to each flight. The procedures must include a verification method that is not solely reliant on the fuel quantity indicating gauge.

Control 3.2: Flight Plan Weather Data

Provide the flight crew with access to reliable weather information when determining fuel loads in preflight planning.

Control 3.3: Flight Following

Continuous flight-following must be maintained during the operation and any associated transit legs. The flight-following arrangements are to be briefed during the Operational Risk Assessment (ORA) which is to be completed prior to the commencement of any flight operations.

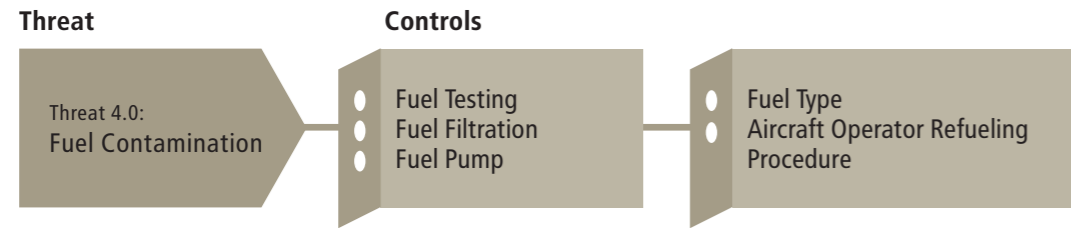
Control 3.4: Visual Flight Rules (VFR) Fuel Plan

Fuel loads must cover the planned task and a minimum of 20 minutes fixed reserve carried on helicopter / 30 minutes for fixed wing aircraft conducting animal management activities.



Threat 4.0: Fuel Contamination

An aircraft conducts a forced landing as a result of fuel contamination and results in an accident



Control 4.1: Fuel Testing

The Pilot must verify that the quality of the fuel being uplifted is acceptable for operation of the aircraft. A fuel sample, taken from standing drum or facility in the morning and must be retained until the last sortie has completed the day's flying.

All Jet A1 fuel samples must be tested using water detector capsules, or an equivalent that is able to test for water in suspension. Both Jet A1 and Avgas are to be visually inspected for contaminants prior to use and then stored in a clear glass jar with screw-top-lid, appropriately labeled.

Control 4.2: Fuel Filtration

Equip fuel delivery systems including portable systems with particle filter, or if using Jet A1 fuel then a water blocking filter of the Go/No-Go type.

Control 4.3: Fuel Pump

Fuel pump must be provided by the aircraft operator and approved for aviation use. All open ports must be fitted with covers when not in use to prevent the ingress of contaminants.

Control 4.4: Fuel Type

Only Avgas is to be used for piston aircraft operations. No use of MOGAS in any quantity or mix is acceptable.

Control 4.5: Aircraft Operator Refueling Procedure

Aircraft operators must have a documented procedure addressing the refueling practices and management and use of drummed fuel stock.

Spare fuel (jerry cans) must not be carried in the cabin of the aircraft.

The following performance requirements in the procedure must include:

Bonding

All refueling components must be bonded to each other and the refueling nozzle bonded to the aircraft before removing fuel tank caps.

Drummed Fuel

Storage:

- Drums must be stored horizontally with access bungs at 3 and 9 o'clock; or vertically with drum top cover in place to prevent the accumulation of water on the drum lid; and
- Drums must have minimal contact with the ground (using wooden slats or equivalent) and be stored under cover.

Quality:

- Fuel must be used within its Aviation Release Note certification date;
- The access bungs must be tight and the seals unbroken prior to use;
- The fuel must be sampled and include assessment for the presence of water and other contaminants;
- The refueling pump must be equipped with a delivery line filter. For Jet A1 this must be a Go/No-Go filter; and
- Before fueling the aircraft, a small amount of fuel must be pumped into a container to inspect for any contamination and to also flush the delivery systems. For Jet A1 the sample must be checked with unexpired Shell Water Detector Capsules or the equivalent.

To provide optimum opportunity for any contaminants to settle, drums must be brought to the vertical and not moved for:

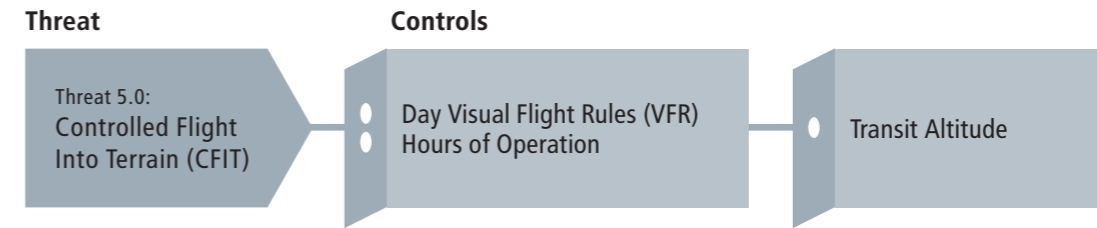
- Avgas 30 minutes prior to use; and
- Jet A1 three hours prior to use.

Where this is not practical (e.g. remote fuel caches) all performance requirements of this control must be followed.

At the completion of the refuel, bungs are to be re-inserted and tightened to prevent the ingress of contaminants.

Threat 5.0: Controlled Flight Into Terrain (CFIT)

An airworthy aircraft under the control of a pilot is flown into the ground resulting in an accident



Control 5.1: Day Visual Flight Rules (VFR)

Aerial animal management operations must only be conducted in daylight conditions under Visual Flight Rules.

Control 5.2: Hours of Operation

Aircraft involved in animal management operations must not become airborne prior to beginning of civil twilight and must be on the ground 15 minutes prior to published end of civil twilight. Shadows caused by terrain and vegetation must be taken into account when calculating last light and adjusted where necessary during the Operational Risk Assessment (ORA).

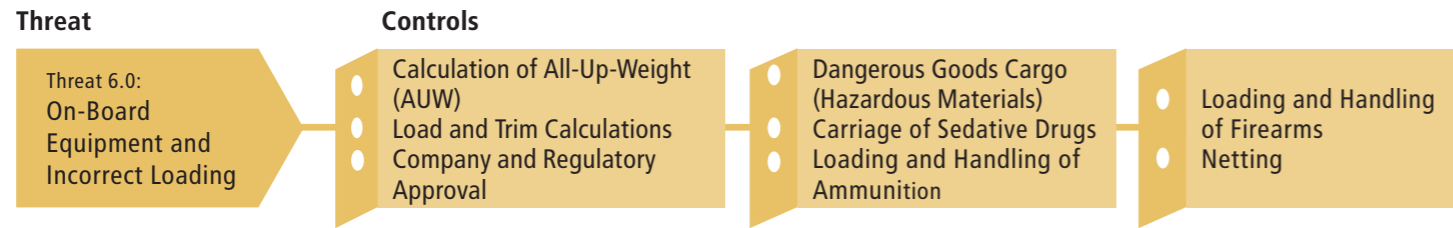
Control 5.3: Transit Altitude

Aircraft in transit between an operating area and the landing site must operate at no lower than 500 feet above ground level.



Threat 6.0: On-Board Equipment and Incorrect Loading

Mishandling of Equipment and Incorrect loading of the aircraft results in an aircraft accident



Control 6.1: Calculation of All-Up-Weight (AUW)

The pilot must use actual weights associated with fuel loads, persons, survival kit and any items additional to the basic aircraft weight when calculating the takeoff weight of the aircraft. The AUW must be within Flight Manual limits for the ambient conditions the aircraft is being operated in.

Control 6.2: Load and Trim Calculations

The pilot will ensure that fuel and oil requirements are correct and that weight and centre of gravity limits of the aircraft have been calculated and are within limits for flight.

Control 6.3: Company and Regulatory Approval

Formalized aerial culling or darting with appropriate regulatory approval can be approved by the contracting company on an as required basis.

Control 6.4: Dangerous Goods Cargo (Hazardous Materials)

Comply with current International Air Transport Association (IATA) requirements associated with Dangerous Goods Regulations. All pilots must complete dangerous goods awareness training at least every two years.

Control 6.5: Carriage of Sedative Drugs

Where sedative drugs are being used for capture of animals, these must be stored in a safe manner to prevent inadvertent inoculation of operational crew. An appropriate antidote shall be carried in the aircraft at all times to negate an inadvertent inoculation. Drugs may only be handled and drawn up by approved persons (veterinary staff). Darts shall be prepared in advance on the ground away from the aircraft. Dart weapons must only be loaded immediately prior to darting an animal.

Control 6.6: Loading and Handling of Ammunition

Magazine fed weapons are recommended for aerial shooting to minimize the risk associated with loose ammunition.

If using single shot firearms, reload ammunition must be individually secured in an ammunition belt securely fitted to either the weapon or shooter.

Where bulk/ loose ammunition is to be carried it must be stored in the original packaging secured inside appropriate

containers supplied by the shooter in the baggage compartment or secured to the cabin and shall remain closed during flight.

Reloading of magazines with loose ammunition must only take place on the ground or outside the aircraft, to ensure that magazines or rounds do not fall into the aircraft and obstruct flight or engine controls.

Case catching systems must be installed on self-ejecting weapons - this includes bolt action rifles that eject the cartridge in an uncontrolled manner.

Control 6.7: Loading and Handling of Firearms

A firearm management and control procedure must be in place for all shooting operations.

Use of firearms must be limited to shotgun, anesthetizing rifles, rifles and semi-automatic rifles, use of pistols or revolvers are prohibited.

Prior to commencement of a shooting activity, the PIC shall conduct a ground trial to validate that the ejection system projects the expended casing below the horizontal and not greater than 90 degrees back from the direction of fire; (If this is not possible a collection case must be fitted to the weapon to capture all expended casings).

Weapons shall only be actioned immediately prior to shooting.

Use of a firearm must adopt safe arcs of fire (minimum of 30 degrees below the rotor arc and forward of 90 degrees from the direction of flight) to ensure rounds do not strike the aircraft.

Where possible, approved systems are to be installed to limit movement of firearms and dart to minimize the risk of hitting the aircraft.

Firearms shall only be operated and discharged by a person licensed to carry and discharge the firearm. The pilot must not unhand the flying controls to assist in operation or reloading of the firearm.

Control 6.8: Netting

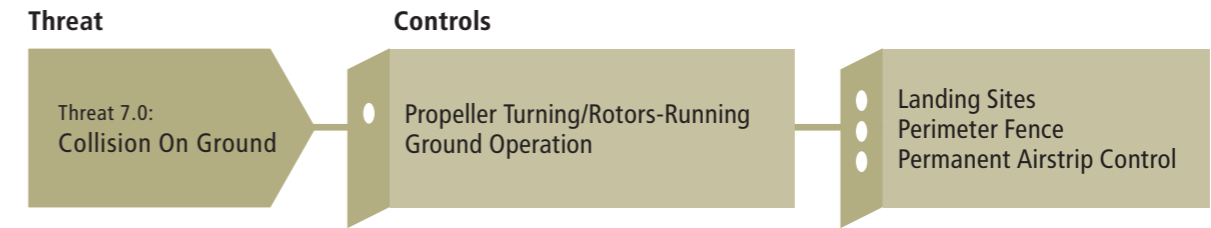
Prior to commencement of a netting activity the PIC must conduct a ground trial to ensure that the net is projected sufficiently far from the aircraft to ensure that it cannot be recirculated into the rotors or interfere with the anti-torque system.

Net systems must be weighted to minimize possibility of the above.

Net systems must only be loaded on the ground.

Threat 7.0: Collision on Ground

An aircraft and an object collide on the ground resulting in an accident



Control 7.1: Propeller Turning/Rotors-Running Ground Operation

When operating on the ground the pilot at the controls must only perform cockpit duties that are essential to operation of the aircraft and must remain aware of external hazards and movement around the aircraft.

Control 7.2: Landing Sites

All landing sites and refueling areas must be assessed by the Pilot as being suitable for the type of aircraft being operated. Considerations must also include ensuring the vegetation does not pose a fire risk from exhaust mufflers any potentially dangerous fauna/game.

Sites should have ground crew assistance and firefighting equipment available.

Control 7.3: Perimeter Fence

Unless otherwise agreed by a formal risk assessed process, construct a perimeter fence around all company owned and operated permanent airfields to prevent access by livestock, other animals and traveling pedestrians.

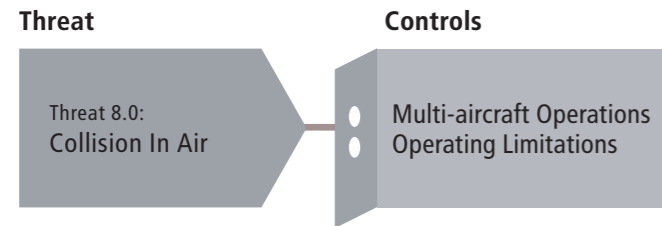
Control 7.4: Permanent Airstrip Control

All permanent airstrips must have personnel who are accountable for overseeing and managing the strip and operating standards. Responsibilities include having a basic understanding of the local aviation regulatory system and guidance material, serviceability requirements and inspection criteria.



Threat 8.0: Collision in Air

An aircraft and object collide in air resulting in an accident



Control 8.1: Multi-aircraft Operations

If multi-aircraft operations are planned to be considered for the conduct of animal control activity, the following conditions must be met:

- A senior pilot is designated for the operation and establishes clear separation procedures prior to each day's flying;
- All aircraft are fitted with and use serviceable high intensity strobe lights;
- The aircraft operator will have established Standard Operating Procedures documenting a process that pilots can use to ensure adequate separation is met. At a minimum this will require aircraft to operate in two distinct areas with clear

demarcation references to be identified and briefed;

- Positive two-way radio communications are maintained between all aircraft throughout the mustering activity; and
- All aircraft are to use the same area QNH.

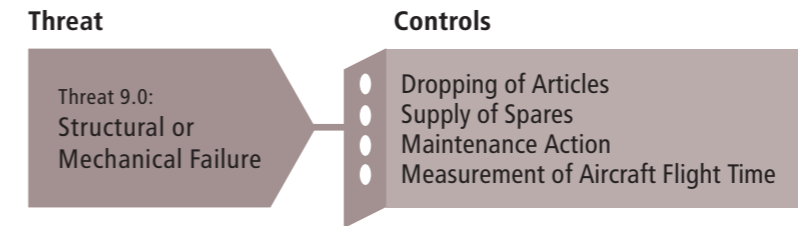
Control 8.2: Operating Limitations

Operations at lower than 100 feet above any person or vehicle is to be avoided as much as possible to minimize the risk of inadvertent collision. Furthermore, the aircraft is not to cross a boundary fence by more than 500 metres unless positive separation from any other aircraft can be assured.



Threat 9.0: Structural or Mechanical Failure

Structural or mechanical failure of the aircraft results in loss of control and an accident



Control 9.1: Dropping of Articles

Unless appropriately briefed, risk-assessed and authorized, a pilot must not drop anything out of the aircraft.

Control 9.2: Supply of Spares


Approved maintenance organizations must have a list of approved suppliers that are included in a Quality Assurance Program to ensure that parts received conform to FAA-approved (or equivalent) design data and are in a condition for safe operation.

Control 9.3: Maintenance Action

Maintenance action on the aircraft is not to be performed by a pilot outside of what is permitted by regulation and must only be performed by engineering personnel licensed to work on the aircraft and in accordance with an approved maintenance program.

Control 9.4: Measurement of Aircraft Flight Time

Hobbs meter, or similarly calibrated recording equipment, must be used for the measurement and recording of flight hours to be entered in the maintenance release.



Defences 10.0: Aircraft Accident

Mitigating defences in the event of an aircraft accident

IMPACT SURVIVAL

Defence 10.1: Fuel Tank Standards

Where available for the aircraft type, Crash Resistant Fuel Systems are to be fitted instead of all-aluminum tanks to improve the fuel system's resistance to a post-accident fuel leak.

Defence 10.2: Restraints

All seats must be fitted with upper torso restraints and be worn at all times.

Operational crew must use appropriately certified harnesses attached to rated hardpoint in the aircraft when not seated. Such harness must have a quick release capability.

Defence 10.3 Helmets

Flying helmets manufactured to appropriate industry standards are to be worn by crew including shooter/darter, vet, counter, during all aerial animal management activities. Any deviation must be agreed to in writing by the client prior to the operation. Noise reduction microphones are recommended to assure clear crew communication at all times.

Defence 10.4 Clothing

All crew must wear at a minimum non-synthetic long trousers and long-sleeved shirt (or fire-retardant flying suit), cotton undergarments and robust enclosed footwear.

Defence 10.5 Crashworthiness

Nothing is to be stored underneath the pilots' seats that could invalidate crashworthiness of the seats. Furthermore, any article or equipment carried in the cockpit must be appropriately restrained.

LAND SURVIVAL

Defence 10.6: First-aid Kit

At least one first-aid kit must be carried on all aircraft.

Defence 10.7: Survival Kit

Survival kits appropriate for the geographical location and climatic conditions must be carried for those operations where search and rescue response times would require use of the equipment.

ALERTING

Defence 10.8: Flight Following

The aircraft must be fitted with an approved satellite flight following system with a ping frequency of 60 seconds or less. The system must be actively monitored during all flight operations.

Ground crew must be equipped and trained to use airband radios.

Should the satellite flight following system be unavailable, the aircraft operator in conjunction with the company must establish a system of flight following appropriate for the operation. An Emergency Response Plan must be able to be activated at all times in the event of distress or loss of communications.

Defence 10.9: Emergency Locator Transmitter and Satellite Telephone

An Emergency Locator Transmitter (ELT) meeting the requirements of Technical Standard Order (TSO) 126 (406MHz) or equivalent must be fitted to the aircraft. The responsible party noted on ELT registration as the primary contact is also to be detailed in the aircraft operator's Emergency Response Plan. Additionally, a satellite telephone is to be carried if determined necessary during the pre-start Operational Risk Assessment.

SAR/EMERGENCY RESPONSE

Defence 10.10: Emergency Response Plan

All aircraft operations must have an Emergency Response Plan (ERP) commensurate with the activity undertaken that covers: documented land-before-last-light limitations, exposure considerations, local Search and Rescue (SAR) capabilities, and hazards associated with the surrounding environment.

The ERP must be exercised annually for all long-term operations and include a bridging document detailing lines of communications between the company and aircraft operator.

POST-ACCIDENT

Defence 10.11: Insurance

It is the responsibility of the contracting company to determine the level of insurance required in accordance with company risk management standards.

Such insurance must not be cancelled or changed materially during the course of the contract without at least 30 days written notice to the company.



Appendices

Operational Risk Assessment (ORA)

The Operational Risk Assessment should be a documented process that discusses all hazards and threats associated with animal management. The outcome of the ORA will be to identify clear mitigating controls used to manage the risk associated with this activity.

These mitigating controls should be summarized and briefed to all participants of the Muster Brief.

Table 1: Example of Operational Risk Assessment agenda – any answer ‘No’ requires mitigation and discussion with contracting company’s representative prior to flight.

Minimum Critical Controls	Pilot	Properly licenced and operating under a valid AOC?	Y	N
		Meets all requirements of Control 1.2 and 1.3?	Y	N
		Flight and Duty restrictions understood?	Y	N
		Under D&A program Control 1.6?	Y	N
	Aircraft	Meets all equipment requirements of this Standard?	Y	N
		No maintenance due during muster?	Y	N
		No deferred defects?	Y	N
		Listed under Operator’s AOC?	Y	N
	Fuel	Sufficient aviation fuel procured, with Release Certificate?	Y	N
		Stored appropriately?	Y	N
		Serviceable pump provided by aircraft operator?	Y	N
		Methods of testing, sampling, delivery understood?	Y	N
		Aircraft bonding methodology understood?	Y	N
	Weather	Method of establishing daily weather report established?	Y	N
		Localized weather phenomenon discussed?	Y	N
		Localized impact on civil twilight briefed?	Y	N
Infrastructure	Day, Visual Flight Rules reiterated?	Y	N	
	All landing areas reviewed as acceptable?	Y	N	
	Methods of wind indication acceptable to pilot?	Y	N	
	Impact of rain on landing areas discussed?	Y	N	
Runway Excursions	Takeoff and landing areas reviewed and appropriate?	Y	N	
	Airstrip inspections discussed and understood?	Y	N	
Fuel Exhaustion	Method of refueling and dipping tanks discussed?	Y	N	
	Minimum reserves and time-on-station implications discussed?	Y	N	
Fuel Contamination	Drumstock source, storage and suitability discussed?	Y	N	
	Go/No-Go filter and pump confirmed?	Y	N	
Controlled Flight Into Terrain	Transit altitudes and all operational limits briefed?	Y	N	
	No passenger policy reiterated?	Y	N	
	Awareness of migratory birds or eagles/hawks?	Y	N	
Incorrect Loading	Accurate weight and balance discussed with any operational limitations?	Y	N	
	No Dangerous Goods/weapons/animals confirmed?			
	Loading and handling of sedatives and ammunition confirmed?	Y	N	
	Loading and handling of firearms correct?			
Collision on Ground	Loading and handling of netting correct?			
	Pilot at controls at all times emphasized?	Y	N	
	No hot refueling conducted confirmed?	Y	N	
Structural or Mechanical Failure	Review of aircraft maintenance release and schedule completed?	Y	N	
	Maintenance action only by approved maintenance organization outlined?	Y	N	
Actions in event of an accident	All Defences in place?	Y	N	
	Emergency Response Plan – Ground Station?	Y	N	
	Emergency Response Plan – Operator?	Y	N	
	Bridging document?	Y	N	
	Satellite Flight following and SARTIME – all responsible parties understood?	Y	N	
	All communications and numbers understood?	Y	N	

Operational Briefings

Ground and Operational Crew Brief – as part of the daily pre-operational brief the pilot is to brief ground crew and any operational crew (shooter/darter, vet, counter) on the following items as a minimum:

- Provide an aviation safety brief associated with working around the aircraft;
- Discuss known hazards in the operating area – other aircraft, fauna, towers, antenna, high tension wires and any other obstacles to aviation;
- Provide a summary of the ORA and any additional controls in the Activity Brief;
- Safe arcs of fire;
- Flight following arrangements;
- Discuss actions in the event of communications failure; and
- Requirement for Radio Discipline during the operation.

Emergency Briefing – for operational crew must include:

- Brace position;
- Use of seat belts/Upper torso harness and/or harness; and
- Make safe and/or ditching of firearms in emergency landing situations.



Copyright, Copying and Updates

Basic Aviation Risk Standard for Animal Management® Version 3 Copyright 2021 by Flight Safety Foundation Limited (ABN 41 135 771 345) (“FSF Ltd”) a wholly owned subsidiary of Flight Safety Foundation Inc. (“FSF Inc”), incorporated in the State of New York, USA.

A copy of this Standard, as updated, (“Standard”) may be accessed on the BARS website: www.flightsafety.org/bars
The Standard may be copied freely, in its entirety or in part, provided all such copies include this copyright notice and disclaimer in their entirety.

Disclaimer

This Standard is made generally available, with a view to raising awareness of safety and risk issues in respect of aviation and associated operations in the animal management sector and other sectors which use air operators. Any person involved in these operations or sectors should not rely solely on this Standard to manage risk, and must exercise their own skill, care and judgement with respect to the management of risk and the use of this Standard.

FSF Ltd and FSF Inc expressly disclaim any and all liability and responsibility to any person in respect of the consequences of anything done or not done in reliance, whether wholly or in part on the Standard. In no circumstances will either FSF Ltd or FSF Inc be liable for any incidental or consequential damages resulting from use of the Standard. Use, distribution or reproduction of this Standard in any way constitutes acceptance of the above terms.

Contact:

BARS Program Office

Flight Safety Foundation
Regional Office
GPO Box 3026
Melbourne, Victoria 3001, Australia

Telephone: +61 1300 557 162

Email: BARS@flightsafety.org

Web: www.flightsafety.org/bars

Flight Safety Foundation
Head Office

701 N. Fairfax Street, Suite 250
Alexandria, Virginia US 22314-2058

Telephone: +1 703 739 6700

Fax: +1 703 739 6708

